

Procompactor Semi Trailer Waste Compactor

55-60 cbm



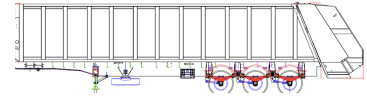
Procompactor design and develops waste management equipments.

Procompactor Semi Trailer Garbage Equipment is mostly used for transferring the solid waste to long distance facilities.

Thanks to its capacity, smaller garbage trucks can load their load to such trailer equipment to save time and gas thus sustain the collection of solid waste in operation at all times.

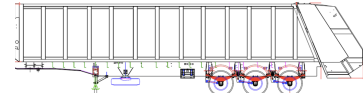
PRO60 self-contained semi-trailer is designed and manufactured for the transport of dry waste or moist waste. The compact finished system can be continuous or discontinuous with a compression ratio of 1:6. PRO 60 semi-trailer is suitable for the storage and transportation of all kinds of waste that can reach a load capacity higher than the allowable level compared to the mobile floor thanks to its compaction system. The PRO60 belt system, combined with our Ejection/Discharge Plate made of high-strength and tough metals, proves to be an excellent transport transfer station, saving many long trips to smaller capacity compactors for picking towards reject destinations.

Body upfit consists of a body and its subframe mounted on a truck chassis, a tailgate with compaction mechanism, discharging/ejection plate inside the body, bin lifter device, hydraulic and electrical components and their installation on garbage compactor.



Technical Specs:

- LENGTH 13.50 m
- Axle, Suspension, Brake and Accessories
- 3x16 Tons Axle Set, Double Tire, Made in Turkey
- Axle Center Dimensions maximum 1320-1,400 mm
- 14 Layer Leaf Spring
- Air Brake.
- 12.00 R 22.5 Tire: 12+1 Load Index 4500 Kg.
- Landing Gear: Mechanical
- King Pin : 2" MPD Brand Made in Turkey
- King Pin Ground Height: 1,250-1,350 mm
- 6 Lt Fire Extinguisher Box: 1 Piece
- Wheel Choke: 2 Pieces
- Spare Wheel : Pipe Type
- Side Protection: Steel Profile
- Electricity: 12 V Euro Standard 2-7 pins; Central and Eastern Europe 24 Volt
- Electrical Set: Saba Brand E Certificated
- ABS Connection Plug: 7 Pin.
- Primary Paint : Epoxy Paint
- Final Paint : Acrylic Paint
- Mudguard Set: Plastic Type
- Waterproof Back Waste Loading
- Completely Waterproof Lower Chassis
- Load Volume 60m³
- Legal Net Useful Capacity 40'000 Kg
- Compression Ratio— 1:6
- Construction Made Of Special Steels In Different Thicknesses
- Hydraulic :Hydraulic On / Off.
- Back Loading Chamber 3m³
- Loading Speed 8-10m
- Single Line Compression Cylinder
- Working Pressure 200 Bar
- Download Time 4 \ 30"



- Oil Tank 250 Lt
- Hydraulic System According To "Cetop" Standards
- 12v Dc Electrical System And Electronic Board
- Operation In Manual Or Automatic Mode
- Anti-Tipping Compaction Shovel, Inserted In A Sliding Guide; Lateral Stability Ensured By Polizene Stripes
- New From The Factory

Technical Specifications

Capacity (m3) 60+3 m3 excluding tailgate (hopper)

Body Floor Hardox / 5mm.

Body Side walls:St-52 / 5mm.

Body Roof St-52 (S355J2) / 5mm.

Length: To Be Confirmed By Drawing Upon Confirmation

Chassis: 3 Axles

Tires 315/80 R22.5

Case: High Resistance Steel With Differentiated Thicknesses

Painting: Ral Color Required By The Customer

Hydraulic System

The system is made up of an hydraulic pump that drives the movement of the compacting / ejection cylinder and a double hydraulic pump for the servos.

The operating pressure of the main pump is 200 bar.

Compression / Expulsion Shovel

The storage and compact done are obtained by means of a mobile shovel realize by a hydraulic cylinder with 2500 mm stroke and a bore equal to 160 mm which, translating horizontally. Longitudinally from the body to the unloading hatch. abolishes beyond function

Tailgate (Rear Hopper)

Tailgate (rear hopper) floor : From St-37 (S355JR) and St-52 (S355JR) / 6mm.

Tailgate floor extension (opposite wall) inside the body From St-37 (S355JR) and St-52 (S355JR) / 6mm.

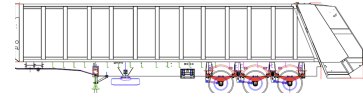
Tailgate (rear hopper) side walls (under compaction plate) From St-37 (S355JR) and St-52 (S355JR)/ 6mm

High quality specially manufactured rubber rear of the body made of ST52 steel plates with sealing element standard rear loading garbage collection equipment as well as a hydraulic compression back cover. Inside the body

Hydraulic when emptying the stacked waste curtain this clamping lid opens up by two hydraulic cylinders and

it closes automatically after completion. This In addition to waste transfer collected to recycling facilities, the system standard waste containers on wide streets, collecting household waste by means of container lifting device

has great advantage and importance. Tank under the back cover for the collection of accumulated waste water.



Ejection/Discharging Plate

- a. Discharging plate moves on the rail welded above from the floor to the inner sides of the body
- b. Discharging plate moves by means of double acting telescopic cylinder. It is kept at the rear of the body when it is empty and moves automatically to the front of body by pressure valve as the garbage is started packed and pressed inside body.
- c. from St-37 (S255JR) + St-52 (s355jr) steel

Container Lifting Devices/Bin lifter device

Suitable to take and empty 120 - 240 - 1100 liter plastic + 1100 liter metal bin / container lifting mechanism (plastic comb system) (from one side control). Container lifting device is activated/controlled by manually via hand lever.

System Of Compaction

The compaction of the material by the compaction shovel takes place by pushing a hydraulic cylinder which slides it on a central guide, packing and compressing the material on the bottom of the vehicle. At regular intervals, the cylinder is translated onto the fixed guide by hooking a mobile trolley to the guide itself. The possibility of locking the trolley in different working positions allows the compaction loader to move forward and backward along the entire length of the semi-trailer. (Step-by-step advancement system). This allows the use of a single-extension cylinder which offers much greater reliability than a multi-thread.

The first working position is the closest to the loading mouth and performs the function of freeing the loading mouth, the other positions are used for compacting and unloading the waste.

Painting

After sandblasting and climatic treatments, the structure of the semi-trailer becomes completely clean of all traces of oil and rust, an epoxy protective primer (60 microns) and then painting (60 microns) is applied. The RAL color applied is chosen by the customer.

Warranty

The equipment is guaranteed for one year against defects in materials or construction.

Electric System And Control Panel

For the operation and management of the equipment, a 12V electrical system was installed using circuits and cards in accordance with the law. The general electrical panel is installed behind the compaction shovel and has a command console that works via an electronic card.

Controls on the console

Forward / backward compaction shovel

Anchor carriage Locked / Unlocked

Acceleration Minimum / Maximum

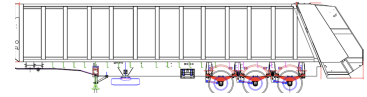
Manual / Automatic working mode

Automatic Cycle Start / *

container lift

Tailgate removal

Emergency stop button



Materials Used

Part Of The Semi-Trailer Thickness Material

Body Floor: Hardox 5 Mm

Side Plate: St-52 3 Mm

Reinforcementsst-52 2.5 Mm

Rear Tailgate: St-52 : Mm

Compaction / Expulsion Shovel: St-52 3 Mm